




## CENTRAL PROGRAMME

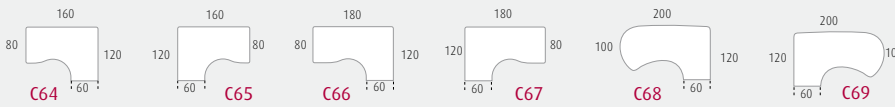
### RECTANGULAR DESKS:



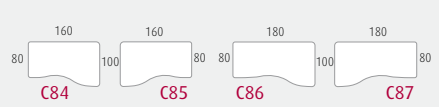
### EXECUTIVE DESKS:



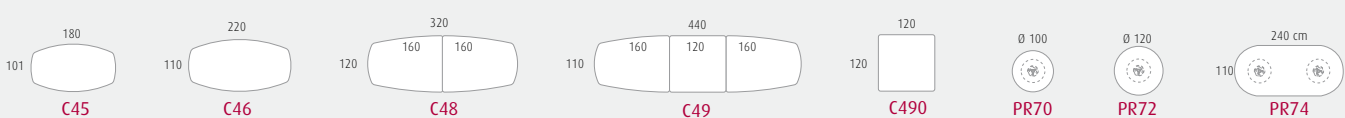
### CRESCENT DESKS:



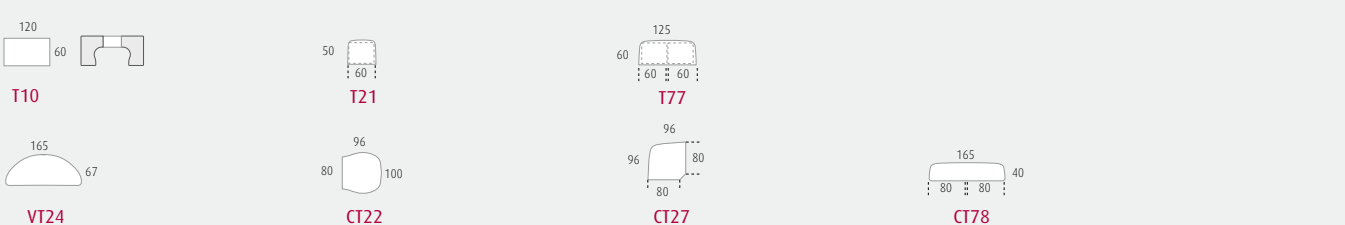
### WAVE DESKS:



### MEETING TABLES:

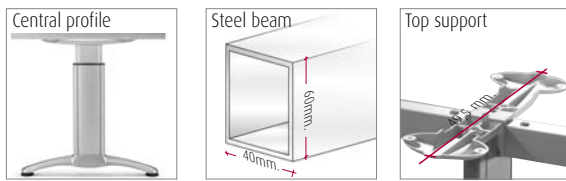


### DESK LINKS:




TECHNICAL FEATURES OF THE FRAME

Frame:



Extruded aluminum profile in silver or dark grey with epoxy finish. 1.5 mm, laminated steel beam, 40x60 profile with epoxy finish. Moulded aluminum Top support with silver epoxy finished.

Aluminum Profile and feet:



Moulded aluminum feet with silver epoxy finish. Each foot has two anti-skid levellers.



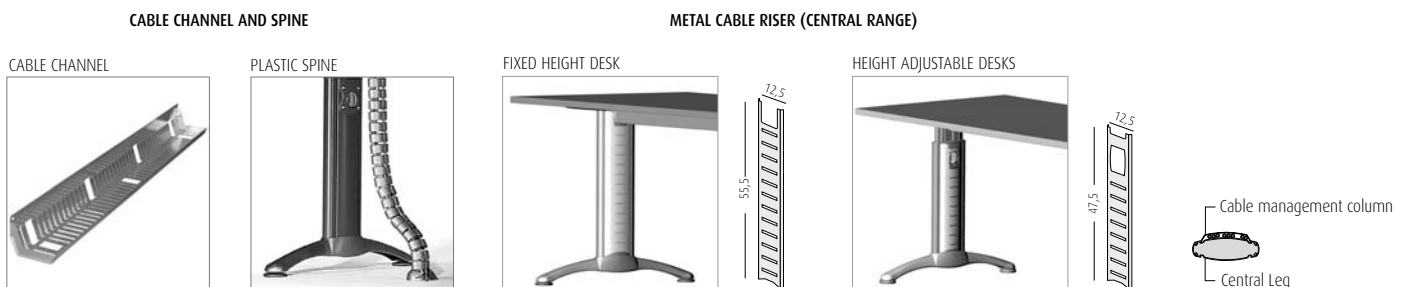
Extruded aluminum profile in silver or dark grey with Moulded aluminum feet with silver epoxy finish.

Supports:



Electrification:

Cable management channel and optional cable tower



SURFACE FINISH OPTIONS

MFC:

25 mm exclusive MFC panels. 3 mm ABS thermo bounded edging R=2 mm.

